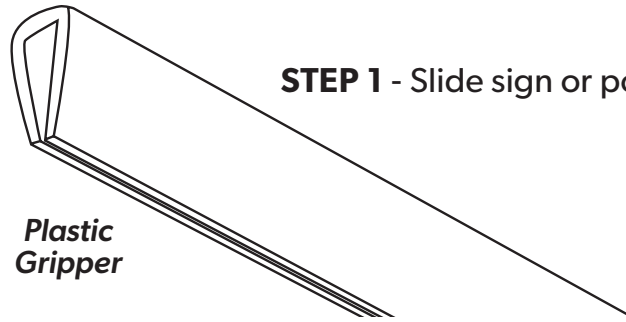



POSTER/SIGN DROP CEILING HANGER KIT INSTRUCTIONS



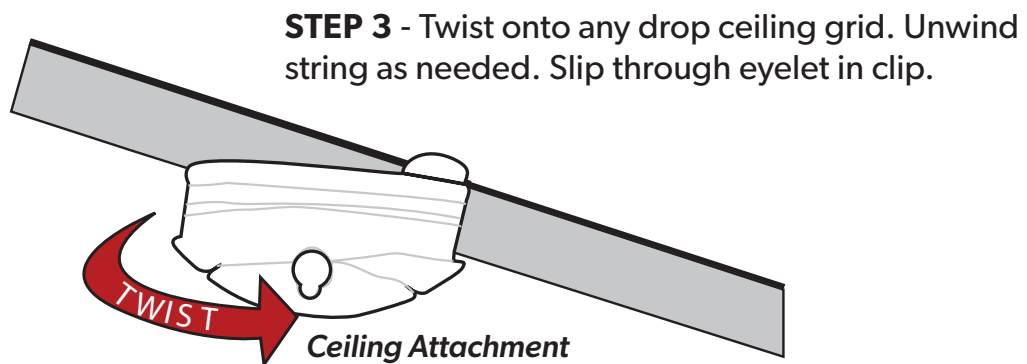
STEP 1 - Slide sign or poster through gripper.

Plastic Gripper



STEP 2 - Insert behind poster and "clip" into place.

Clip



STEP 3 - Twist onto any drop ceiling grid. Unwind string as needed. Slip through eyelet in clip.

Ceiling Attachment