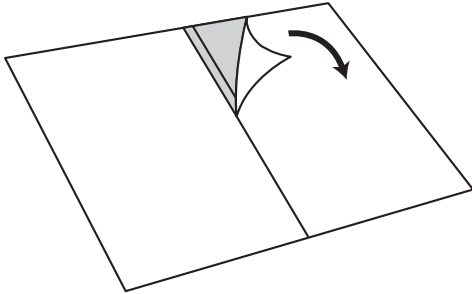
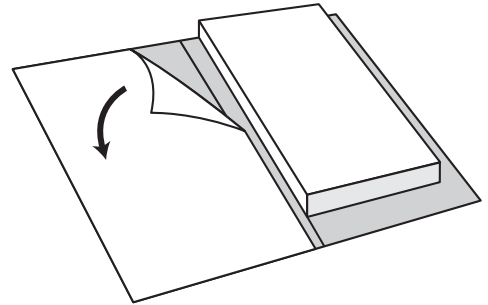


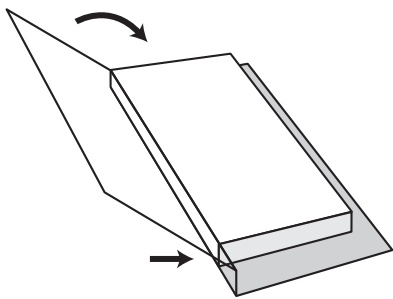
INSTRUCTIONS FOR APPLYING SMART COVER™ PAPERBACK BOOK COVERS



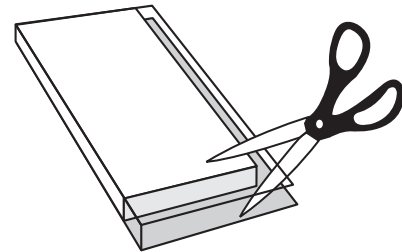
STEP 1 - Remove liner from left side of book cover.



STEP 2 - Position back cover of book on left side of book cover. Remove liner from right side of book cover.



STEP 3 - Press spine section of book cover against spine of book. Fold right side of book cover over and press against front cover.



STEP 4 - Trim off excess material.